

Klipso

WEBCASTS



# This document presents the different versions of Webcast available for recording your Symposium.



## Webcast Format

The Webcast will be systematically delivered on a USB key in MP4 format in 720p.



## Choice of file

You can choose between one file per speaker or one file for the entire symposium



## Technical support

An appointment with our technical team in the preview room 24 hours before the symposium is necessary

# VERSION 1 :

## FIXED VIDEO OF THE SPEAKER AT THE LECTERN

This is the basic version. It allows the speaker to be recorded in a fixed shot at the lectern

- ✓ Webcast delivery within 4 hours.
- ✓ Price including:
  - webcast rack
  - Licence
  - vlan/AV cabling
  - Administrator
  - Backup of files for 1 year on our platform.



## VERSION 2

# POWERPOINT WITH SOUND

This version allows you to record the PowerPoint file and the sound played in the room.

- ✓ Webcast delivery within 4 hours.
- ✓ Price including:
  - Webcast Rack
  - Licence
  - Vlan/AV Cabling
  - Administrator
  - Backup Of Files For 1 Year On Our Platform.



# VERSION 3

## PIP: INFO DECOR + POWERPOINT + 1 FIXED CAMERA

This version is a combination of the first 2.

- ✓ Webcast delivery within 4 hours.
- ✓ Price including:
  - Webcast rack
  - Fixed camera
  - Licence
  - Vlan/AV cabling
  - Administrator
  - Backup of files for 1 year on our platform.

The supply of the file for the info decor (red frame of the final file) is necessary: PNG, 1920x1080.  
We recommend a 4/3 or 16/9 ratio for the PowerPoint image (green frame) and 1/1 for the Camera 1 image (blue frame)

For any questions regarding info decor, contact us!



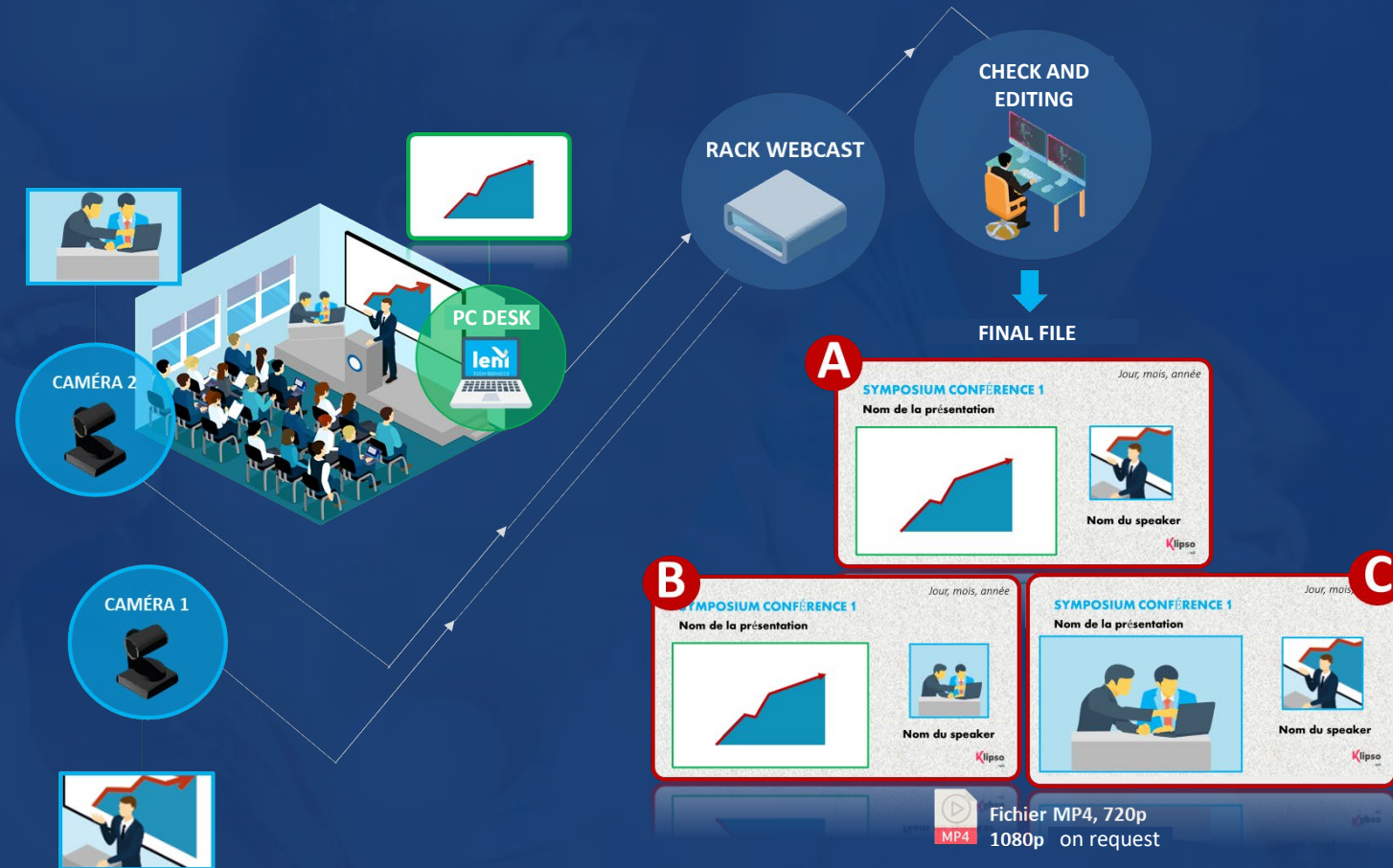


# VERSION 4

## PIP: INFO DECOR + POWERPOINT + 2 FIXED CAMERAS

This version is the most complete because it also allows moderators to be recorded in a static shot. Editing is necessary after the event in order to optimize the display of the different recordings.(A, B or C).

- ✓ Webcast delivery within 48 hours.
- ✓ Price including:
  - 2 fixed cameras
  - Licence
  - Vlan/AV cabling
  - Administrator
  - Backup of files for 1 year on our platform.



Editing is necessary after the symposium in order to optimize the display of the different recordings (A, B or C).

The supply of the file for the info decor (red frame of the final file) is necessary: PNG, 1920 x1080.

We recommend a 4/3 or 16/9 ratio for the PowerPoint image (green frame), 1/1 for the Camera 1 image (blue frame) and 16/9 for the Camera 2 image (blue frame).

For any questions regarding info decor, contact us!

Camera 1: Speaker static shot  
Camera 2: Moderator static shot

# VERSION 5


## HYBRIDE

### A – SYMPOSIUM + STREAM



**MP4 file, 720p**  
4/3 or 16/9 depending on format  
PowerPoint file

### B - SYMPOSIUM + STREAM + AUDIENCE PAGE



#### REPLAY OPTION

Free or paid access, secure or not, with simple or multi-criteria search.

#### INTERACTIVITY OPTION

Chat during the live between the participants. The moderator chooses whether or not to display messages from the audience. He manages the discussions via the moderator interface.

# REPLAY OPTION

The screenshot displays the 'Media library' section of the '2020 ESPEN Virtual Congress on Clinical Nutrition & Metabolism' website. At the top, a banner features the event title, dates (19-21 September 2020), and a 'LIVE' indicator. Below the banner, a search interface includes fields for 'Session title' and 'Speaker's last name', a 'SessionType' dropdown menu, and a 'Search by keywords' field with a 'Search' button. The results section shows '4 results matches your search.' Four video thumbnails are displayed in a grid. Each thumbnail includes a video player, a title, a date (19 Sept.), and a speaker's name. The titles of the videos are: 'Changes in the immune system with advancing age (Immunosenescence/ Inflammation...)', 'Lessons learnt from COVID-19 and how optimal nutrition/ prevention of malnutrition...', 'FULL SESSION', and 'Clinical nutrition for the ICU COVID patient'. The interface is clean and professional, with a blue and white color scheme.

Multi-criteria search

Replay videos



# INTERACTIVITY OPTION

## PARTICIPANT VIRTUAL INTERFACE

Other views, PIP example



Access menu to other Live rooms

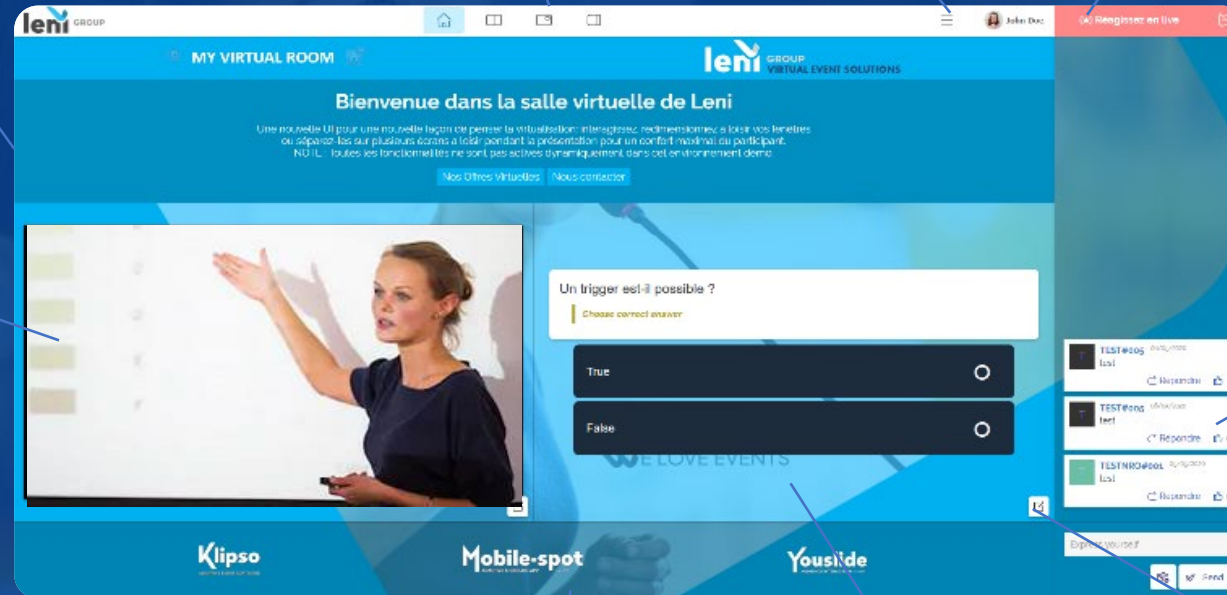
Participant authentication

Customizable home block

Low latency video

Hide chat

Chat audience with moderation



Detach blocks on a new screen

Slide presentation block with integrated Live voting

Presentation block of the partners of the event or the room

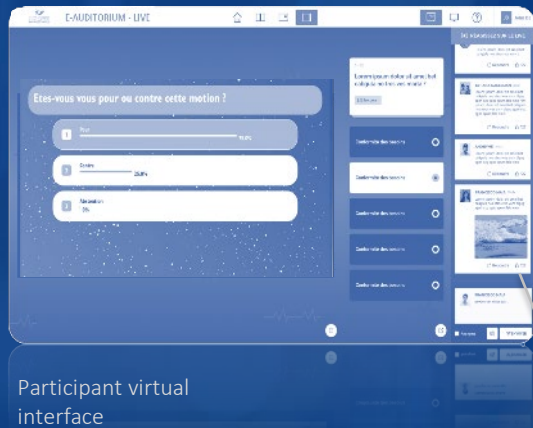
# INTERACTIVITY OPTION

## MODERATOR INTERFACE

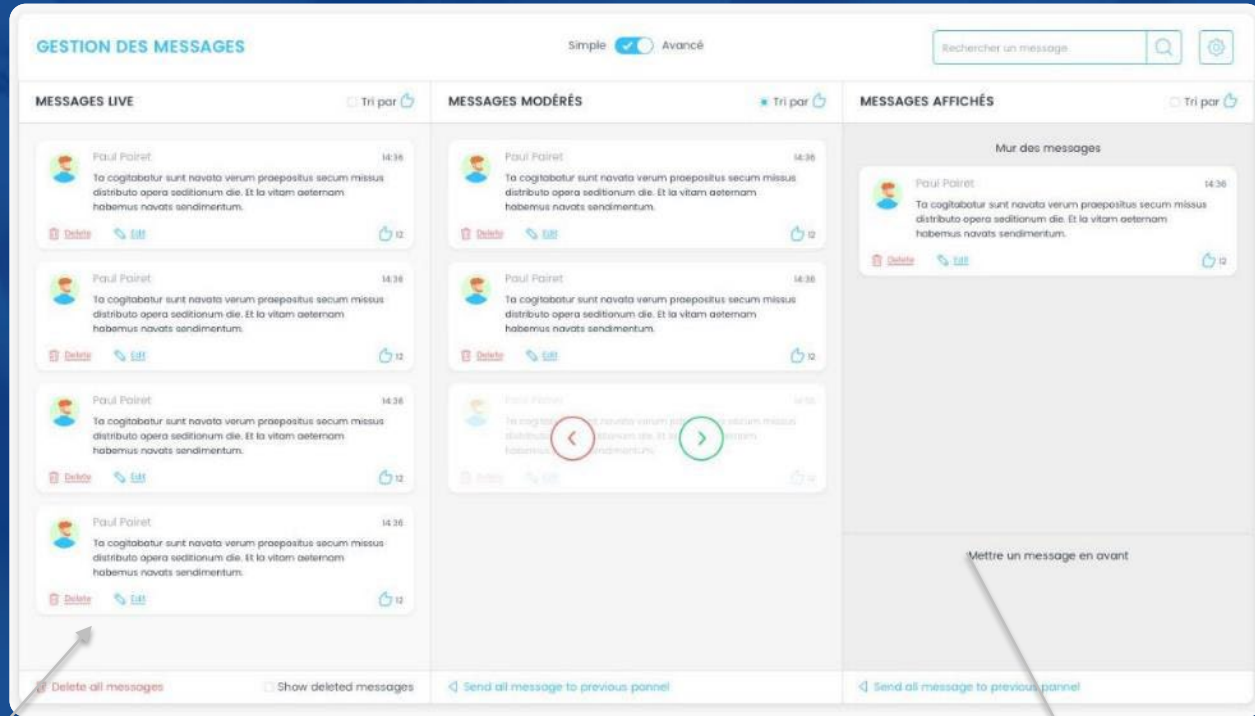
Moderation and Choice of questions



Sending questions to committee chair



Participant virtual interface



Live messages  
Receive questions in real time

Moderated messages: Choice of questions and possibility to edit them

Moderator Interface

Messages Displayed:  
Question Wall Preview